



Ecology and Management of Sericea Lespedeza

D. Chad Cummings

Sr. Agriculturist
Rangeland Ecology and Management

Terrence G. Bidwell

Professor and Extension Specialist
Rangeland Ecology and Management

Case R. Medlin

Associate Professor and Extension Specialist
Weed Management

Samuel D. Fuhlendorf

Professor, Rangeland Ecology and Management

R. Dwayne Elmore

Assistant Professor and Extension Specialist
Wildlife Ecology and Management

John R. Weir

Research Associate
Rangeland Ecology and Management

Sericea lespedeza (*Lespedeza cuneata*) (Figure 1) is an introduced perennial legume. It is relatively free of insect and disease problems, very competitive with other vegetation, and capable of thriving in a variety of environmental conditions, which are among the reasons it has become an invasive and noxious weed in Oklahoma. *Sericea* was promoted in the past to control soil erosion and provide forage for livestock and wildlife. It has been planted by both federal and state agencies on flood control dams, channelization projects, rights-of-way on highways, county roads, and private roads. From these plantings, *sericea* has been spread by animals and hay into native prairies, shrublands, forests, and introduced pastures. Reliance on single management practices such as grazing, burning, or spraying herbicides does not control *sericea lespedeza* adequately. However, initial reports indicate that integration of burning, grazing, and applying appropriate herbicides can help manage *sericea* and ultimately benefit the health of native plant communities, introduced pastures, cattle production, wildlife habitat, and biological diversity.

Sericea lespedeza has been found growing in all parts of Oklahoma except the Panhandle, and has been designated a noxious weed in Kansas because of its ability to invade and decrease grass production on rangelands and introduced pastures. In addition, it has had negative impacts on forage production for livestock, food, and cover for wildlife, and biological diversity.

Mature *sericea* plants are 18 to 40 inches tall with coarse stems and leaves composed of three spatula-shaped leaflets with squared-off ends (Figure 2). *Sericea* often is confused with desirable native legumes, especially slender *lespedeza*

Oklahoma Cooperative Extension Fact Sheets
are also available on our website at:
<http://osufacts.okstate.edu>



Figure 1. *Sericea lespedeza* in vegetative growth showing persistent stems from previous years' growth and in the flowering stage (inset). Picture on right from USDA Plants website.

(*Lespedeza virginica*), which looks very similar. Note the tips of slender *lespedeza* leaflets are more rounded and do not have a conspicuous point at the end of the leaf (Figure 3). Pure stands of *sericea* may produce 430 to 850 pounds of seed per acre per year with about 350,000 seeds in each pound. Seedlings are not very competitive, but once established, are long-lived.

Sericea will tolerate soils ranging from very acidic to slightly alkaline, but prefers a pH of 6.0 to 6.5. It does best on clay and loamy soils that are deep, fertile, and well-drained, but will also grow on less productive soils. *Sericea* uses water less efficiently than many other warm-season plants and does best when annual precipitation is 30 inches or more, which explains why it is a greater problem in eastern Oklahoma. However, *sericea* occurrence has been reported on Conservation Reserve Program (CRP) lands and rangelands in western Oklahoma.

History in the United States

Sericea lespedeza was first brought to the United States from eastern Asia in the 1890s. Agronomists soon learned it was tolerant of drought, and shallow, acidic, low fertile soils.

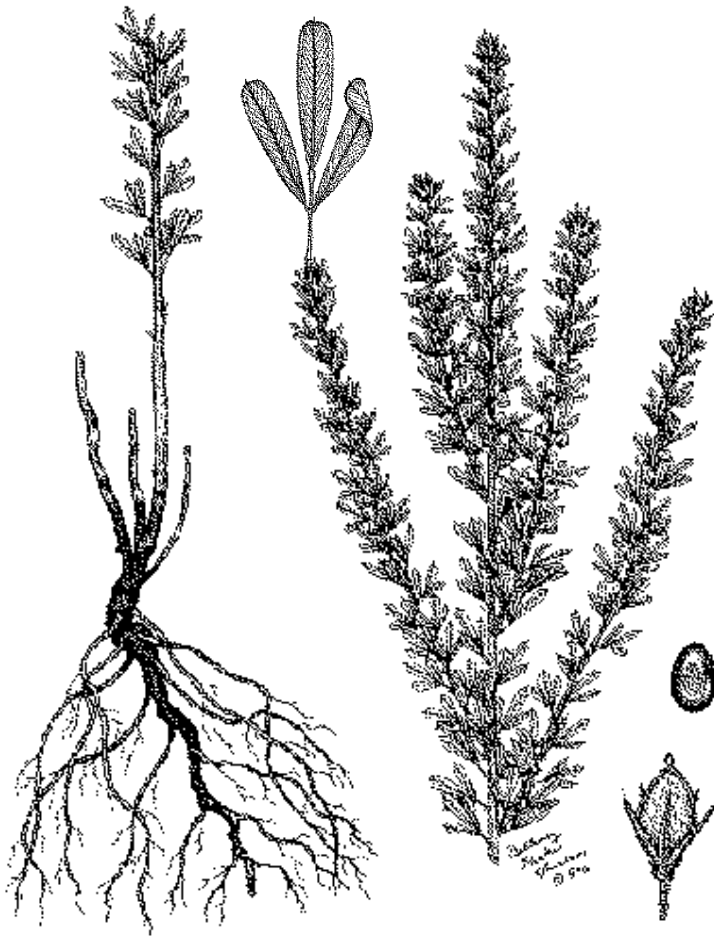


Figure 2. *Sericea lespedeza*.

Because of this, sericea first was used as a protective cover for sites with unproductive soils. Two varieties of sericea were improved for quality characteristics and nematode resistance. These varieties were used on strip mines, highway right-of-ways, dams, and waterways. Sericea was also promoted for use in wildlife food plots, forage, hay, and land reclamation.

Competitive Effects

Sericea lespedeza can quickly change a landscape by out-competing more desirable vegetation. Sericea restricts the amount of light other plants can use because it is tall and produces multiple branches with dense foliage. Because of inefficient water use, sericea uses more water than most warm-season plants to produce a pound of biomass. In addition to competing for light, water, and nutrients, sericea produces allelopathic compounds (toxic chemicals that negatively impact the germination and/or growth of other plants). Some of these toxins are produced by the roots, while others come from plant residues, mainly leaves. Root extracts from sericea have been shown to reduce germination of bermudagrass by 9 percent and forage production of bahiagrass, bermudagrass, rye, ryegrass, and tall fescue by 15, 24, 7, 11 and 15 percent, respectively. The influence of these chemicals on the germination and growth of forage species in a natural system is difficult to measure and not well understood.




Figure 3. *Slender lespedeza*.

Sericea is a legume, but furnishes very little nitrogen to surrounding plants and actually makes it necessary to add nitrogen fertilizer to maintain productivity of introduced forages. The shoots of grass exposed to the toxins of sericea residue have lower nitrogen content and overcoming the loss of production caused by the toxins requires nitrogen fertilization.

Much of the research on the competitiveness of sericea lespedeza has been conducted with introduced forages in greenhouses. Research in these controlled environments focuses on individual factors of competition, while the combined negative effects on native plants in uncontrolled environments of native prairies and forests are probably much greater.

Forage for Livestock

Sericea lespedeza has high levels of crude protein, but is undesirable forage for cattle because of its high concentrations of tannins. Tannins bind proteins, leaving them unavailable for digestion. They also reduce the palatability and digestibility of forages. The level of tannins in sericea increases with plant maturity, high air temperatures, and low rainfall. New varieties of sericea have been developed with lower tannin concentrations, but tannin levels of these varieties are still too high and their forage production is 15 percent lower than that of high tannin varieties.

Wildlife and Plant Community Diversity

Wildlife species are adapted to the native plants of an area and are much better served by them for food and cover than most introduced plants. Sericea lespedeza has been promoted for use in food plots and for cover. Although some wildlife eat sericea foliage or seed, its greatest benefit to wildlife is its ability to provide thermal cover during the summer. However, sericea's negative attributes overwhelm its few benefits. White-tailed deer will utilize sericea in early growth stages and during drought. Quail occasionally consume the seeds, but the seed are very low in nutritional value for quail. Although summer cover from sericea can be beneficial to quail, when sericea is dormant its beneficial cover qualities are eliminated. The exclusion of other plant species by sericea also reduces the diversity of plant foods needed to support a variety of wildlife.

Control Options

Once sericea is established, an integrated approach will be necessary for its control because there is no easy answer. Conventional practices such as grazing management and prescribed fire have not been effective in preventing the spread of sericea in rangelands (prairies and shrublands), introduced pastures, and forests.

It is difficult to give grasses a competitive edge with season-long or rotational grazing with fences because cattle will select grasses and forbs and leave sericea plants. This results in the over-utilizes grasses and forbs and allows sericea to increase. Suppression of sericea has been observed when mowing or burning is followed by intensive early stocking (IES) with stocker cattle.

Late-season grazing of sericea after seed-set may only spread the weed. Livestock, especially mature cows, will consume the sericea seeds and flowers in the fall and deposit them elsewhere in manure. It is advisable to exclude livestock from areas with sericea until frost. Goats provide some control but also consume desirable native plants that may be needed for cattle or wildlife use.

Prescribed Fire

Spring burning removes the old dead growth of sericea, but has no negative effect on established sericea. Summer fires have shown some increased sericea control over spring fires. Fire in any season can increase seed germination by scarifying (cracking the seed coat) the seed, thus promoting the establishment of new plants. Fire may also reduce the germination of sericea if the seed are exposed to high enough temperatures brought on by a high fuel load. Seeds of sericea germinate in early April through June, and seedlings become established if moisture conditions are favorable. Prescribed fire during this germination time will help in the removal of last years dead sericea, increase seed germination, may kill some sericea seedlings, and thus may improve the effectiveness of herbicides. But if the burn is poorly timed or implemented without other control measures, spring burning will likely result in denser stands of sericea.

Mechanical

Mowing will reduce the vigor of sericea plants if they are cut closely multiple times each year. Plants should be mowed

each time they reach a height of 12 to 18 inches. The most damaging time to cut sericea is late in the growing season when the plants are trying to build root reserves for the next year's growth. However, mowing will not kill sericea and may damage desirable grasses, depending on the timing and frequency of cutting. In addition, a large sericea seed bank will remain in the soil, ready to germinate when conditions are suitable.

Herbicides

The herbicides commonly used for broadleaf weed control have not provided good control of sericea lespedeza. Amber, 2,4-D, Grazon® P+D, and Weedmaster® have been ineffective on established stands of sericea. In studies conducted at three locations in 1988 and 1989, sericea was not controlled by 2,4-D at rates up to 2 lb/acre and minimal kill was achieved with 1 qt/acre of Grazon® P+D or Weedmaster®. Sericea was, however, adequately controlled with 1 pt/acre of Remedy (better than 93 percent in five of the studies and 79 percent in the sixth study). In other studies, excellent control of sericea was obtained with 1 pt/acre of Remedy® or 1.5 pt/acre Pasturegard® applied in June or early July when soil moisture was adequate for plant growth. Another valid herbicide control option includes 0.5 oz/acre Cimarron® applied in September during mid-bloom of sericea. For low infestations of sericea, rate 1 or 2 of Cimarron Max can be applied in May or early June for its suppression. This application will control other broadleaf weeds well, suppress sericea to promote grass growth, but will not likely kill mature, well-established sericea plants as well as Remedy® or Pasturegard®. It is critical the sericea plants be actively growing at the time of herbicide application or the treatment will not be effective.

Since areas infested with sericea often have an enormous supply of seed in the soil, follow-up treatments will be required. Seedlings emerge after the mature plants are killed and by the third or fourth year, sericea could dominate the area again. Applying rate 1 of Cimarron Max® in May or early June is a good control practice for targeting young sericea as well as other broadleaf weeds present.

Using fire to encourage seed germination before spraying may be helpful in diminishing the seed supply in the soil, thus reducing the amount of follow-up treatment needed. In addition, preliminary results indicate removing sericea's growth from the previous year (through mowing or burning) may increase herbicide activity on mature sericea, by allowing better spray coverage. For this practice to be successful, sufficient time for regrowth of the sericea the year prior to application must be allotted.

A New Management Option in Native Plant Communities for Sericea Lespedeza Suppression

Recent studies have evaluated the effects of burning patches within a pasture and allowing cattle (stocked at a moderate to light stocking rate) free access to the entire pasture. This is an alternative to all forms of traditional grazing management including systems with or without fences or periods of rest (e.g. intensive early stocking, season-long stocking, management intensive grazing, short duration grazing, etc.). The Patch Burn system mimics historical fire and

grazing patterns, maximizes structural and compositional biological diversity, and slows the spread of sericea. The Patch Burn system can be applied to any native vegetation type in prairies, shrublands, and forests.

Patch burning improves forage utilization and grazing distribution over time. Burning patches within a pasture encourages cattle and all other herbivores to seek out the newest plant growth which occurs in the most recently burned areas thus maximizing forage quality. Research has shown that stocker cattle spend about 70 percent of their grazing time in the most recently burned patch. With this increased grazing pressure, the entire patch remains heavily grazed throughout the growing season, allowing plants, including sericea, to provide continuous high nutrient quality forage. Cattle gains are similar to traditional management but patch burning adds the advantage of rest for a different portion of the pasture each year. Patch burning is not a one year option and a manager must commit for multiple years to allow the cycle of heavy disturbance followed by rest to proceed over the entire pasture unit.

This intensive season-long grazing following the patch burn has dramatic, but short-lived effects on plant species dominance and vertical structure. During the year following a patch burn in tallgrass prairie, litter accumulation is low, and forb cover is temporarily increased due to the abundant bare ground immediately following the disturbance. By the second growing season in a patch burn system, grasses begin to regain dominance, while forbs are present to a lesser extent. Litter accumulation results due to decreased grazing pressure and time since fire. In the third season following a patch burn on tallgrass prairie, grasses become the dominant vegetative component, while forbs make up a small minority because litter accumulation decreases available bare ground for forb establishment.

The Patch Burning Experiment

Recent research at the Oklahoma State University Range Research Station west of Stillwater also has been conducted to assess the use of the Patch Burning System and moderate season long cattle grazing to manage Oklahoma rangelands. The Patch Burning System provides many benefits to landowners including increased diversity for quail, white-tailed deer, wild turkey, and other wildlife habitat. The Patch Burning System also has been evaluated for suppression of invasive by plants like sericea lespedeza. This study compared patch burning to the traditional rangeland management of season-long moderate stocking with cattle and prescribed burning the entire pasture periodically for eastern red cedar control. Differences between the burn timing and expanse of prescribed burns in the two treatments can be seen in Figure 4.

Results of the Experiment

Sericea Lespedeza Invasion Rates with Traditional Management vs. Patch-Burning System

At the initiation of the study, sericea lespedeza invasion was not significantly different between the treatments (see Figure 5). By the second year of the study period, the difference in sericea lespedeza cover became significant between treatments. The sericea lespedeza invasion rate was four times greater over time in the traditionally managed treatment

compared to the Patch Burning System (1.9 and 0.5 percent per year, respectively). Sericea lespedeza establishment and persistence increased every year of the study in the traditionally managed pastures. In most cases, any one of the dominant functional groups in the tallgrass prairie can comprise up to 15 to 30 percent of the vegetative composition. The fact that sericea cover increased to nearly 17 percent by the end of the study indicates the shift in dominance on some of the traditionally managed areas. With the Patch Burning System, however, sericea lespedeza invasion was inconsistent, with fluctuations attributable to the effect of burning followed by periods of intense grazing to limit invasion or expansion. Even after the spring of 2003, when both treatments had the same amount of fire across the pasture, the invasion dynamics of the traditional treatment were linear; while the Patch Burning System exhibited slower expansion of sericea vegetative cover over time (see Figures 4 and 5).

Effect of Burn Season on Sericea Lespedeza Invasion

Within the Patch Burning System, sericea invasion rate was also affected by the season of prescribed burn (Figure 6). One and two years following prescribed fire, there was no difference in sericea lespedeza invasion between spring and summer burns. By the third year following prescribed fire, sericea lespedeza invasion in the spring burns increased significantly compared to summer burns. The data indicated that there may be advantages to burning during the late summer or early fall for sericea lespedeza suppression. Prescribed burning small patches in the same pasture over multiple seasons also offers available high quality forage base year round as new growth occurs following the burn.

Effects on Sericea Lespedeza Invasion on the Native Plant Community

Sericea lespedeza invasion also had a pronounced effect on the native plant community. Most other different plants in the community (or functional groups) showed negative correlations to sericea lespedeza invasion over time for both treatments (see Table 1). This was particularly noticeable in the traditionally managed treatment, where sericea lespedeza invasion was more severe. The correlations were weak because of the number of samples taken, but this could also mean the native plant community was not as affected by sericea invasion until very severe levels of invasion are achieved. Negative correlations in vegetative cover indicate the competition of native plants with sericea lespedeza as a result of the invasion. The competitive advantage of sericea lespedeza over other plant communities has been shown as a mechanism for invasion in previous studies from the Midwest. This could also be true in Oklahoma rangelands due to the displacement of native plant species by sericea lespedeza.

Benefits of the Patch Burning System on Rangelands

The Patch Burning System (patch burning in combination with grazing) led to a reduced rate of sericea lespedeza invasion compared to the traditionally managed treatment, but that was not the only benefit. By having patches of variable fire history, fire season, and associated degrees of grazing pressure within a pasture unit, the Patch Burning System

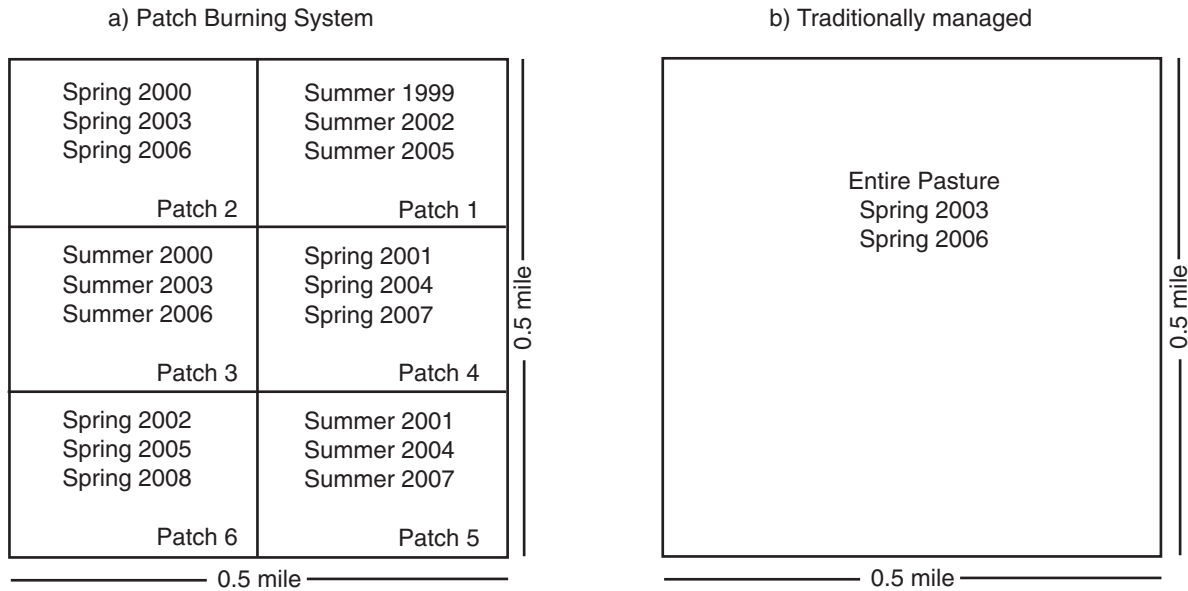


Figure 4. The prescribed burn schedules for pastures in the a) Patch Burning System and b) traditionally managed treatments. By the spring of 2003, both treatments had the same amount of fire across the entire pasture. However, the Patch Burning System had patches in various states of recovery from fire at that time, while the entire pasture was recently burned in the traditionally managed treatment pastures. Grazing distribution and intensity differ greatly between the two treatments.

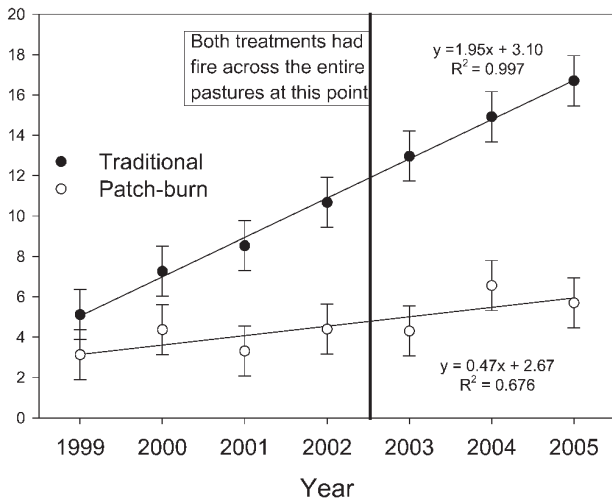


Figure 5. *Sericea lepedeza* invasion over time in the traditional management and Patch Burning System. In 1999, the treatments had similar levels of invasion. By 2000, the sericea invasion in the traditional management treatment was greater than in the Patch Burning System. In the spring of 2003, the traditional treatment pastures were burned in entirety, so both treatments had the same amount of fire over the pasture. After this point, invasion in the traditional management treatment followed the same linear increase of 2 percent per year, while the Patch Burning System displayed fluctuating invasions, decreasing in cover from 2002 to 2003, and increasing from 2003 to 2005.

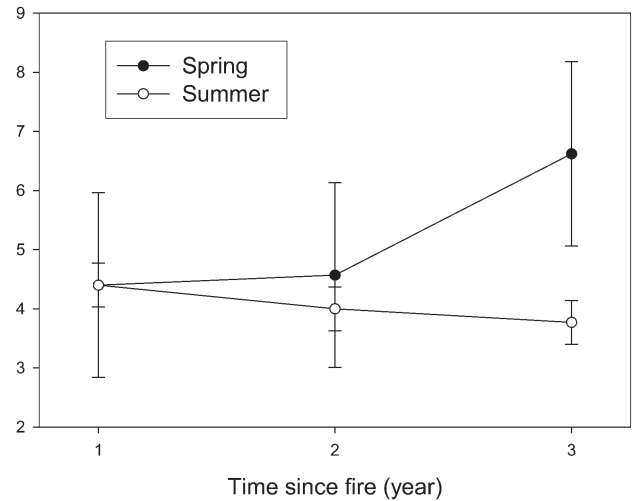


Figure 6. *Sericea lepedeza* invasion (as measured by increased vegetative cover) by time since fire in the Patch Burning System for spring and summer prescribed burns. For the first two years following fire, sericea cover was similar in both seasons of burn. At three years after the fire, summer fires had less sericea cover than spring fires. In addition the upward trend in cover with spring burns is sharply contrasted by the decreasing trend with summer burns.

Table 1. Effect of sericea lespedeza invasion on the native plant community. The numbers represent Pearson’s correlation coefficients for functional group canopy cover and sericea lespedeza canopy cover over six years. In most cases sericea lespedeza invasion led to negative impacts on the plant community. Negative numbers indicate decreases in the cover of other plant groups following sericea lespedeza invasion.

Treatment **	Functional group *							
	TG	LB	OTPER	ANNGR	FORB	LEGUME	LITTER	BG
Traditional	-0.161	-0.222	-0.110		-0.123			
Patch Burning	-0.064	-0.136	-0.124		-0.043		0.109	-0.096

* Functional groups: TG = tallgrass, LB = little bluestem, OTPER = other perennial grasses, ANNGR = annual grasses, FORB = forbs, LEGUMES = leguminous plants other than sericea lespedeza, LITTER = litter, BG = bare ground.

** Coefficients are only listed for significant correlations ($\alpha = 0.05$).

demonstrated a shift toward pre-European settlement fire and grazing patterns in the region. In addition, the increased diversity across the pasture—as a product of patch burning and grazing—allows the coexistence of multiple wildlife species that have different habitat requirements within the same pasture unit. So, livestock production and biodiversity are not compromised, and may even be increased with the patch burning.

Although the increase in invasion was less in the Patch Burning System, there was at least a slow increase in sericea lespedeza invasion for both treatments over time. Sericea lespedeza is still invading lands in the central U.S. Focused grazing, as a product of patch burning in multiple seasons, appears to limit the ability of sericea lespedeza to expand for several years following a prescribed burn. For these reasons, the Patch Burn System can be used as a management alternative to traditional grazing management practices and/or use with herbicides in maintaining native plant communities. This management system has not been studied on introduced pastures.

Summary

Two keys to success are to prevent sericea invasion, and to minimize its invasion once the plant is identified in the pasture. Like many other invasive species, the growth characteristics of sericea allow it to be highly competitive with the native plant community, produce massive amounts of seed which can persist for many years in the soil, and deter cattle grazing, once the plant matures. So, if sericea is detected in your pasture or management unit even in the slightest amount, it should be spot sprayed as soon as herbicide labels allow. This will help prevent seed production and further invasion. This fact sheet has included a brief background on the biology, history, and control options for this invasive species. While no one of these individual options will eliminate sericea permanently from your property, utilization of multiple methods of control (or integrated weed management) may be the best option to suppress the current invasion, and limit future invasions of sericea.

The Oklahoma Cooperative Extension Service Bringing the University to You!

The Cooperative Extension Service is the largest, most successful informal educational organization in the world. It is a nationwide system funded and guided by a partnership of federal, state, and local governments that delivers information to help people help themselves through the land-grant university system.

Extension carries out programs in the broad categories of agriculture, natural resources and environment; family and consumer sciences; 4-H and other youth; and community resource development. Extension staff members live and work among the people they serve to help stimulate and educate Americans to plan ahead and cope with their problems.

Some characteristics of the Cooperative Extension system are:

- The federal, state, and local governments cooperatively share in its financial support and program direction.
- It is administered by the land-grant university as designated by the state legislature through an Extension director.
- Extension programs are nonpolitical, objective, and research-based information.
- It provides practical, problem-oriented education for people of all ages. It is designated to take the knowledge of the university to those persons who do not or cannot participate in the formal classroom instruction of the university.
- It utilizes research from university, government, and other sources to help people make their own decisions.
- More than a million volunteers help multiply the impact of the Extension professional staff.
- It dispenses no funds to the public.
- It is not a regulatory agency, but it does inform people of regulations and of their options in meeting them.
- Local programs are developed and carried out in full recognition of national problems and goals.
- The Extension staff educates people through personal contacts, meetings, demonstrations, and the mass media.
- Extension has the built-in flexibility to adjust its programs and subject matter to meet new needs. Activities shift from year to year as citizen groups and Extension workers close to the problems advise changes.

Oklahoma State University, in compliance with Title VI and VII of the Civil Rights Act of 1964, Executive Order 11246 as amended, Title IX of the Education Amendments of 1972, Americans with Disabilities Act of 1990, and other federal laws and regulations, does not discriminate on the basis of race, color, national origin, gender, age, religion, disability, or status as a veteran in any of its policies, practices, or procedures. This includes but is not limited to admissions, employment, financial aid, and educational services.

Issued in furtherance of Cooperative Extension work, acts of May 8 and June 30, 1914, in cooperation with the U.S. Department of Agriculture, Robert E. Whitson, Director of Cooperative Extension Service, Oklahoma State University, Stillwater, Oklahoma. This publication is printed and issued by Oklahoma State University as authorized by the Vice President, Dean, and Director of the Division of Agricultural Sciences and Natural Resources and has been prepared and distributed at a cost of \$2.69 per copy. 1007 GH.